

VI-HPS



scalasca

Scalable performance analysis of large-scale parallel applications

Brian Wylie & Markus Geimer
Jülich Supercomputing Centre

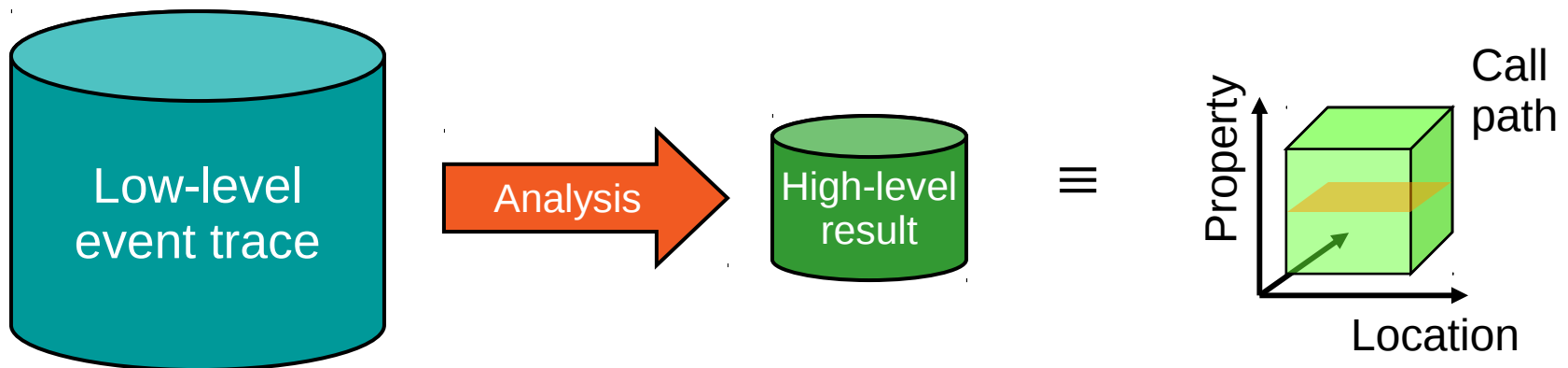
scalasca@fz-juelich.de

April 2012

- Profile analysis
 - Summary of aggregated metrics
 - ▶ per function/callpath and/or per process/thread
 - Most tools (can) generate and/or present such profiles
 - ▶ but they do so in *very* different ways, often from event traces!
 - e.g., gprof, mpiP, ompP, **Scalasca**, TAU, Vampir, ...
- Time-line analysis
 - Visual representation of the space/time sequence of events
 - Requires an execution trace
 - e.g., Vampir, Paraver, JumpShot, Intel TAC, Sun Studio, ...
- Pattern analysis
 - Search for event sequences characteristic of inefficiencies
 - Can be done manually, e.g., via visual time-line analysis
 - or automatically, e.g., KOJAK, **Scalasca**, Periscope, ...

- Idea

- Automatic search for patterns of inefficient behaviour
- Classification of behaviour & quantification of significance



- Guaranteed to cover the entire event trace
- Quicker than manual/visual trace analysis
- Parallel replay analysis exploits memory & processors to deliver scalability

- Overview
 - Helmholtz Initiative & Networking Fund project started in 2006
 - Headed by Bernd Mohr (JSC) & Felix Wolf (GRS)
 - Follow-up to pioneering KOJAK project (started 1998)
 - ▶ Automatic pattern-based trace analysis
- Objective
 - Development of a **scalable** performance analysis toolset
 - Specifically targeting **large-scale** parallel applications
 - ▶ such as those running on BlueGene/Q or Cray XT/XE/XK with 10,000s to 100,000s of processes
- Latest release February 2012: Scalasca v1.4.1
 - Download from www.scalasca.org
 - Available on POINT/VI-HPS Parallel Productivity Tools DVD

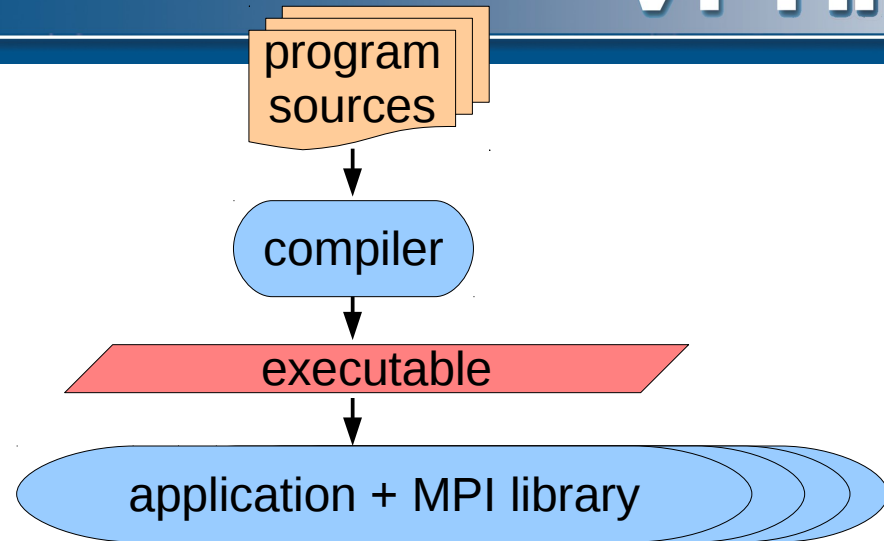
- Open source, New BSD license
- Portable
 - Cray XT, IBM BlueGene, IBM SP & blade clusters, NEC SX, SGI Altix, SiCortex, Solaris & Linux clusters, ...
- Supports parallel programming paradigms & languages
 - MPI, OpenMP & hybrid OpenMP+MPI
 - Fortran, C, C++
- Integrated instrumentation, measurement & analysis toolset
 - Automatic and/or manual customizable instrumentation
 - Runtime summarization (aka profiling)
 - Automatic event trace analysis
 - Analysis report exploration & manipulation

- MPI 2.2 apart from dynamic process creation
 - C++ interface deprecated with MPI 2.2
- OpenMP 2.5 apart from nested thread teams
 - partial support for dynamically-sized/conditional thread teams*
 - no support for OpenMP used in macros or included files
- Hybrid OpenMP+MPI
 - partial support for non-uniform thread teams*
 - no support for MPI_THREAD_MULTIPLE
 - no trace analysis support for MPI_THREAD_SERIALIZED (only MPI_THREAD_FUNNELED)

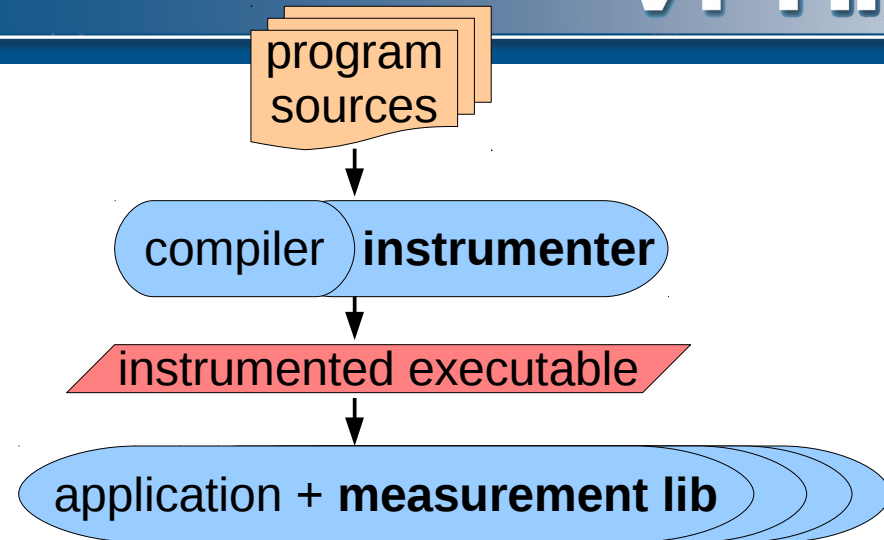
* Summary & trace measurements are possible, and traces may be analyzed with Vampir or other trace visualizers

- automatic trace analysis currently not supported

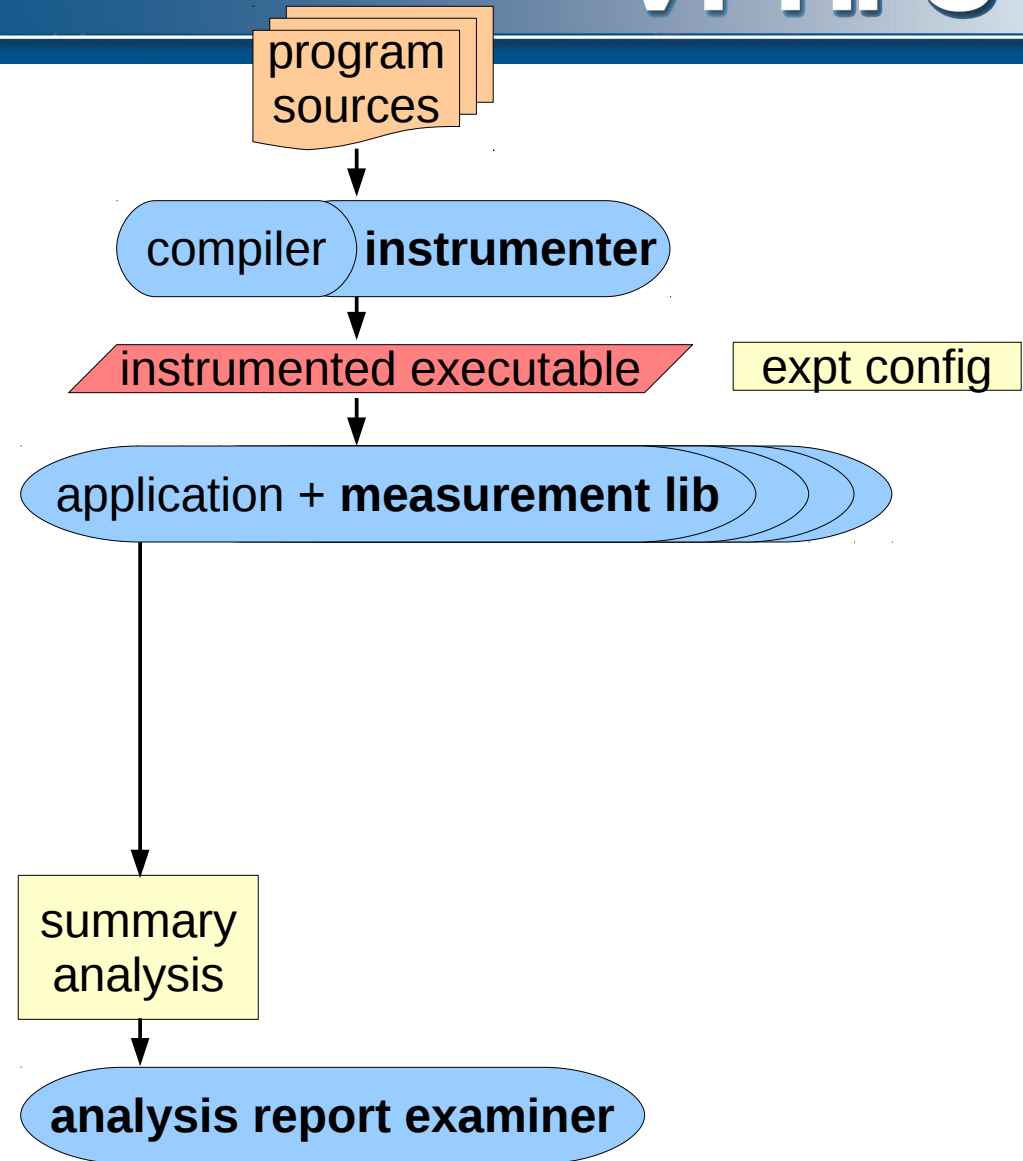
- Application code compiled & linked into executable using MPICC/CXX/FC
- Launched with MPIEXEC
- Application processes interact via MPI library



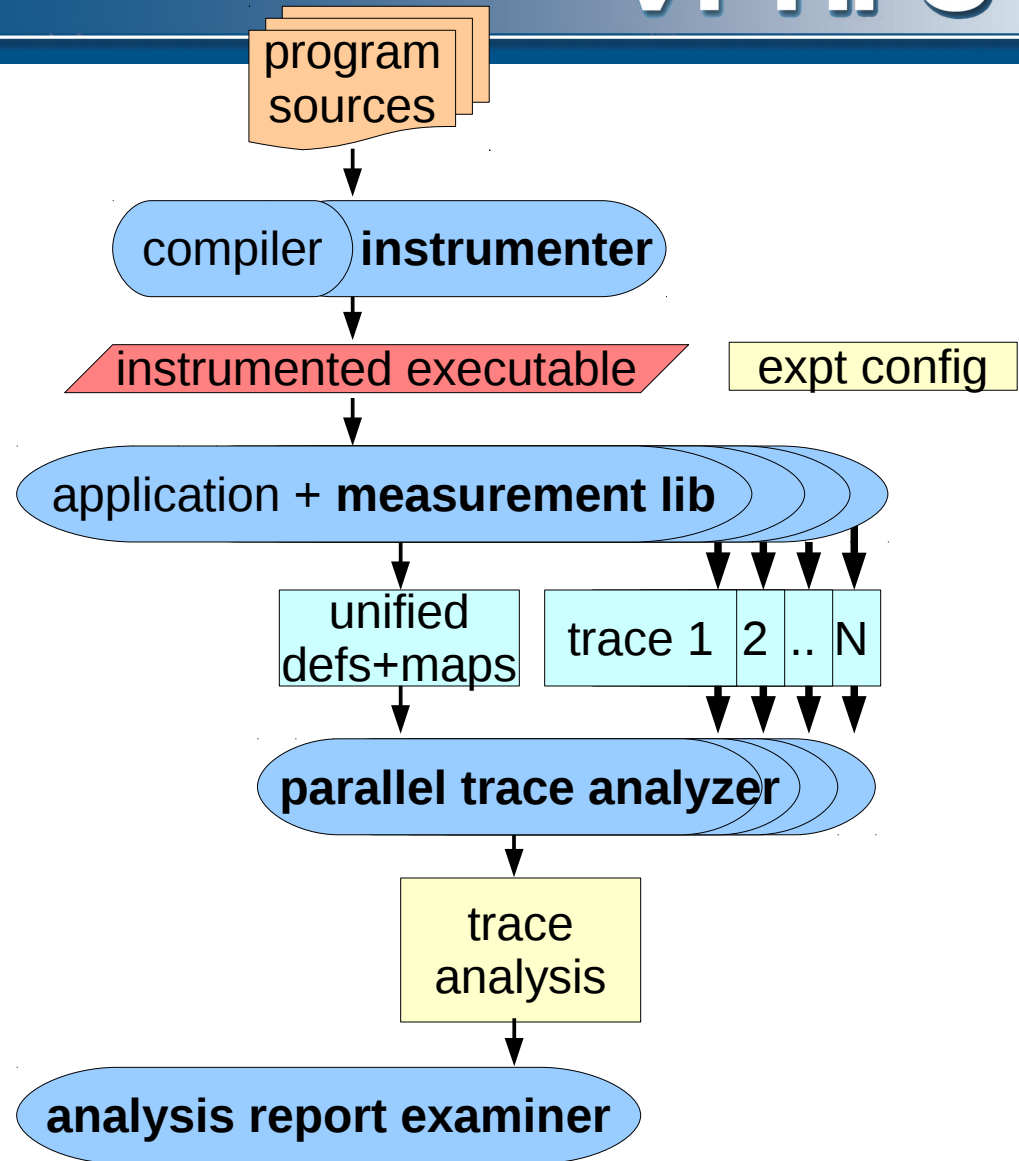
- Automatic/manual code instrumenter
- Program sources processed to add instrumentation and measurement library into application executable
- Exploits MPI standard profiling interface (PMPI) to acquire MPI events



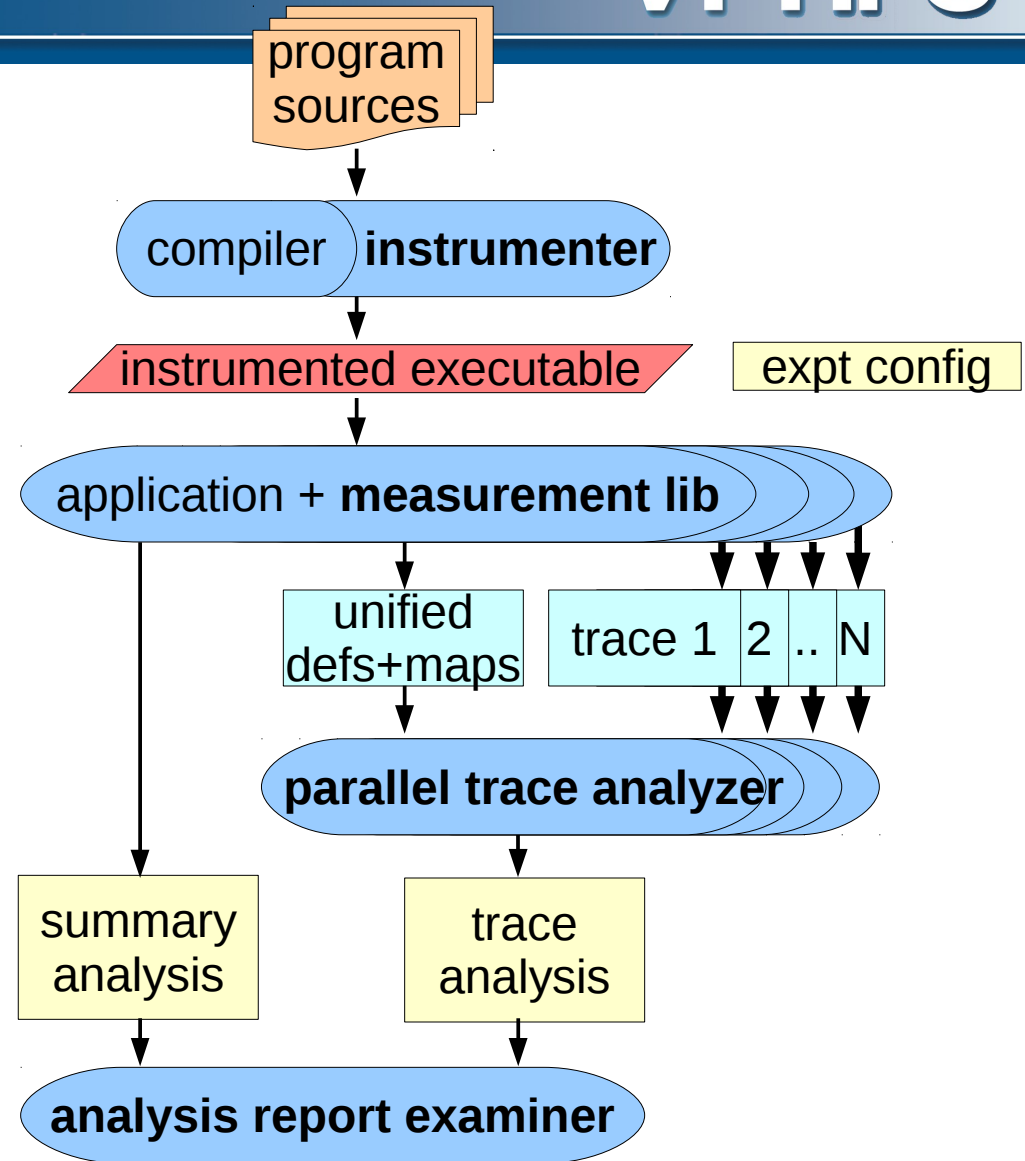
- Measurement library manages threads & events produced by instrumentation
- Measurements summarized by thread & call-path during execution
- Analysis report unified & collated at finalization
- Presentation of summary analysis



- During measurement time-stamped events buffered for each thread
- Flushed to files along with unified definitions & maps at finalization
- Follow-up analysis replays events and produces extended analysis report
- Presentation of analysis report



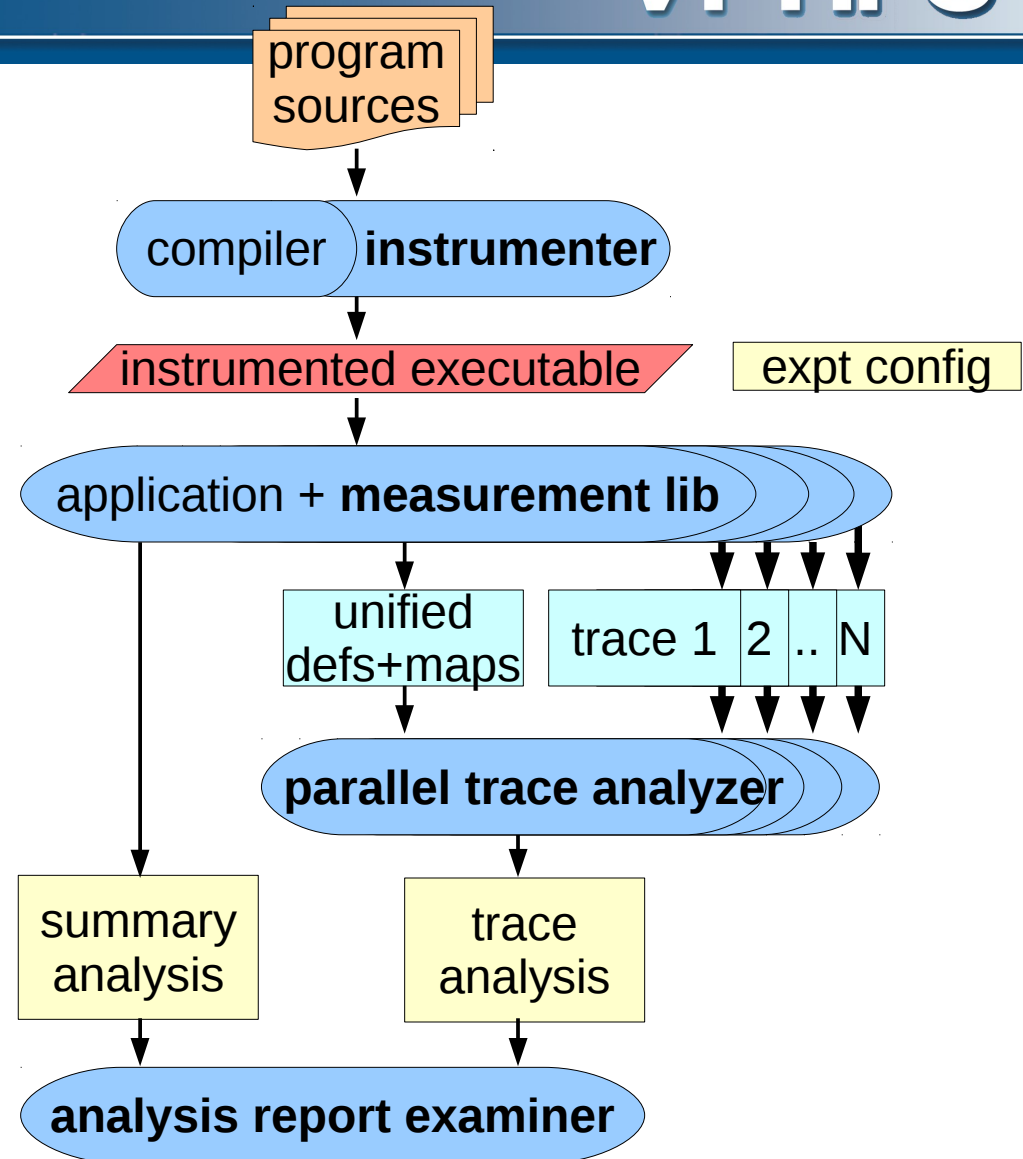
- Automatic/manual code instrumenter
- Measurement library for runtime summary & event tracing
- Parallel (and/or serial) event trace analysis when desired
- Analysis report examiner for interactive exploration of measured execution performance properties



- Scalasca instrumenter = SKIN

- Scalasca measurement collector & analyzer = SCAN

- Scalasca analysis report examiner = SQUARE



- One command for everything

% **scalasca**

Scalasca 1.4

Toolset for scalable performance analysis of large-scale apps

usage: scalasca [-v][-n] {action}

1. prepare application objects and executable for measurement:

scalasca *-instrument* <compile-or-link-command> # **skin**

2. run application under control of measurement system:

scalasca *-analyze* <application-launch-command> # **scan**

3. post-process & explore measurement analysis report:

scalasca *-examine* <experiment-archive|report> # **square**

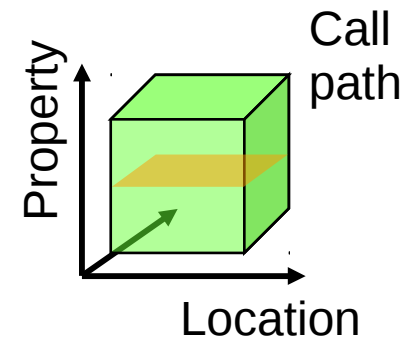
[-h] show quick reference guide (only)

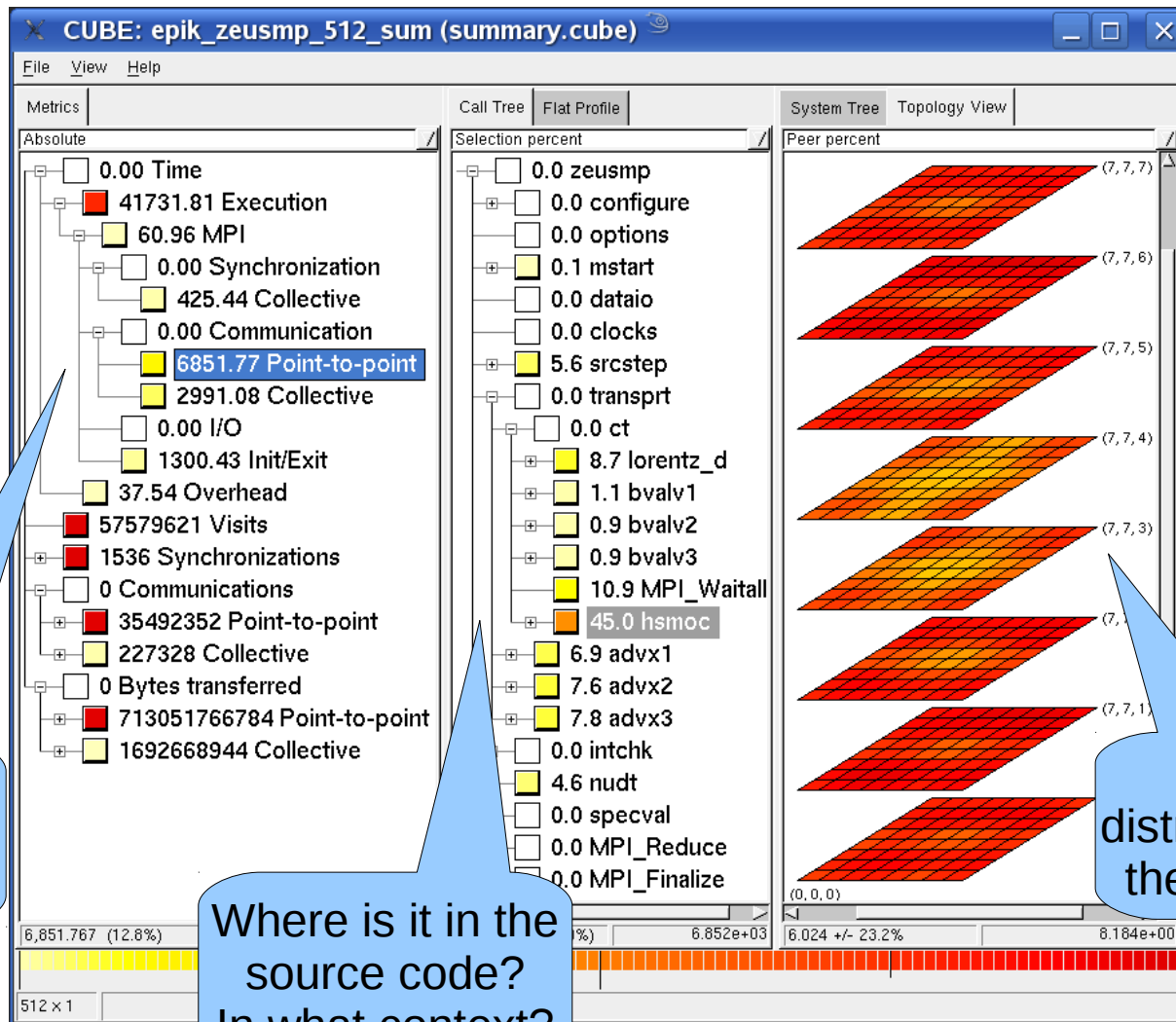
- Measurement & analysis runtime system
 - Manages runtime configuration and parallel execution
 - Configuration specified via EPIK.CONF file or environment
 - ▶ epik_conf reports current measurement configuration
 - Creates experiment archive (directory): **epik_<title>**
 - Optional runtime summarization report
 - Optional event trace generation (for later analysis)
 - Optional filtering of (compiler instrumentation) events
 - Optional incorporation of HWC measurements with events
 - ▶ via PAPI library, using PAPI preset or native counter names
- Experiment archive directory
 - Contains (single) measurement & associated files (e.g., logs)
 - Contains (subsequent) analysis reports

- Automatic instrumentation of OpenMP & POMP directives via source pre-processor
 - Parallel regions, worksharing, synchronization
 - OpenMP 2.5 with OpenMP 3.0 coming
 - ▶ No special handling of guards, dynamic or nested thread teams
 - ▶ OpenMP 3.0 ORDERED sequentialization support
 - ▶ Support for OpenMP 3.0 tasks currently in development
 - Configurable to disable instrumentation of locks, etc.
 - Typically invoked internally by instrumentation tools
- Used by Scalasca/Kojak, ompP, Periscope, Score-P, TAU, VampirTrace, etc.
 - Provided with Scalasca, but also available separately
 - ▶ OPARI 1.1 (October 2001)
 - ▶ OPARI2 1.0 (January 2012)

- Parallel program analysis report exploration tools
 - Libraries for XML report reading & writing
 - Algebra utilities for report processing
 - GUI for interactive analysis exploration
 - ▶ requires Qt4 library
 - ▶ can be installed independently of Scalasca instrumenter and measurement collector/analyzer, e.g., on laptop or desktop
- Used by Scalasca/KOJAK, Marmot, ompP, PerfSuite, Score-P, etc.
 - Analysis reports can also be viewed/stored/analyzed with TAU Paraprof & PerfExplorer
 - Provided with Scalasca, but also available separately
 - ▶ CUBE 3.4.1 (January 2012)
 - ▶ CUBE 4.0 (December 2011)

- Representation of values (severity matrix) on three hierarchical axes
 - Performance property (metric)
 - Call-tree path (program location)
 - System location (process/thread)
- Three coupled tree browsers
- CUBE displays severities
 - As value: for precise comparison
 - As colour: for easy identification of hotspots
 - Inclusive value when closed & exclusive value when expanded
 - Customizable via display mode

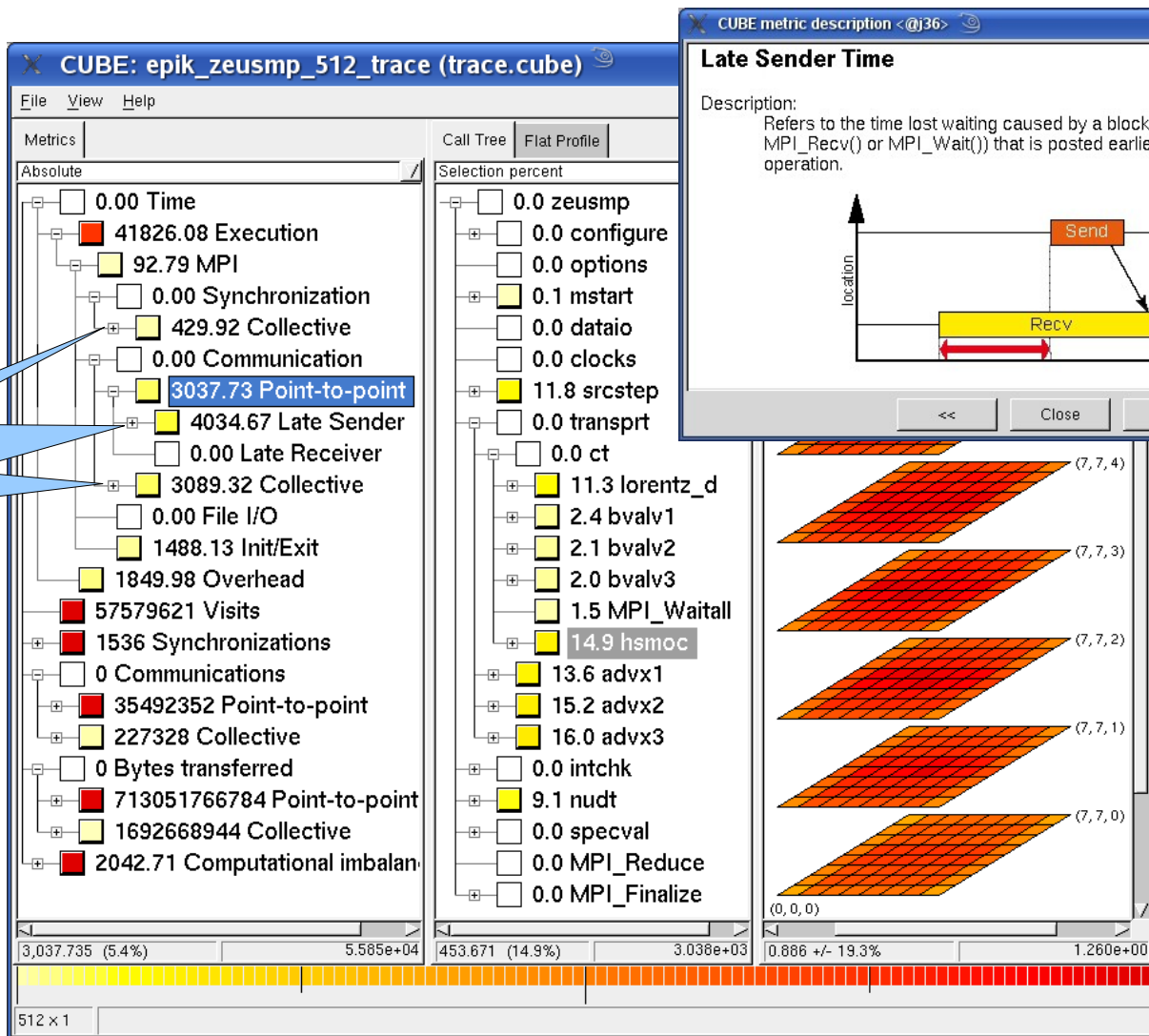




What kind of performance problem?

Where is it in the source code? In what context?

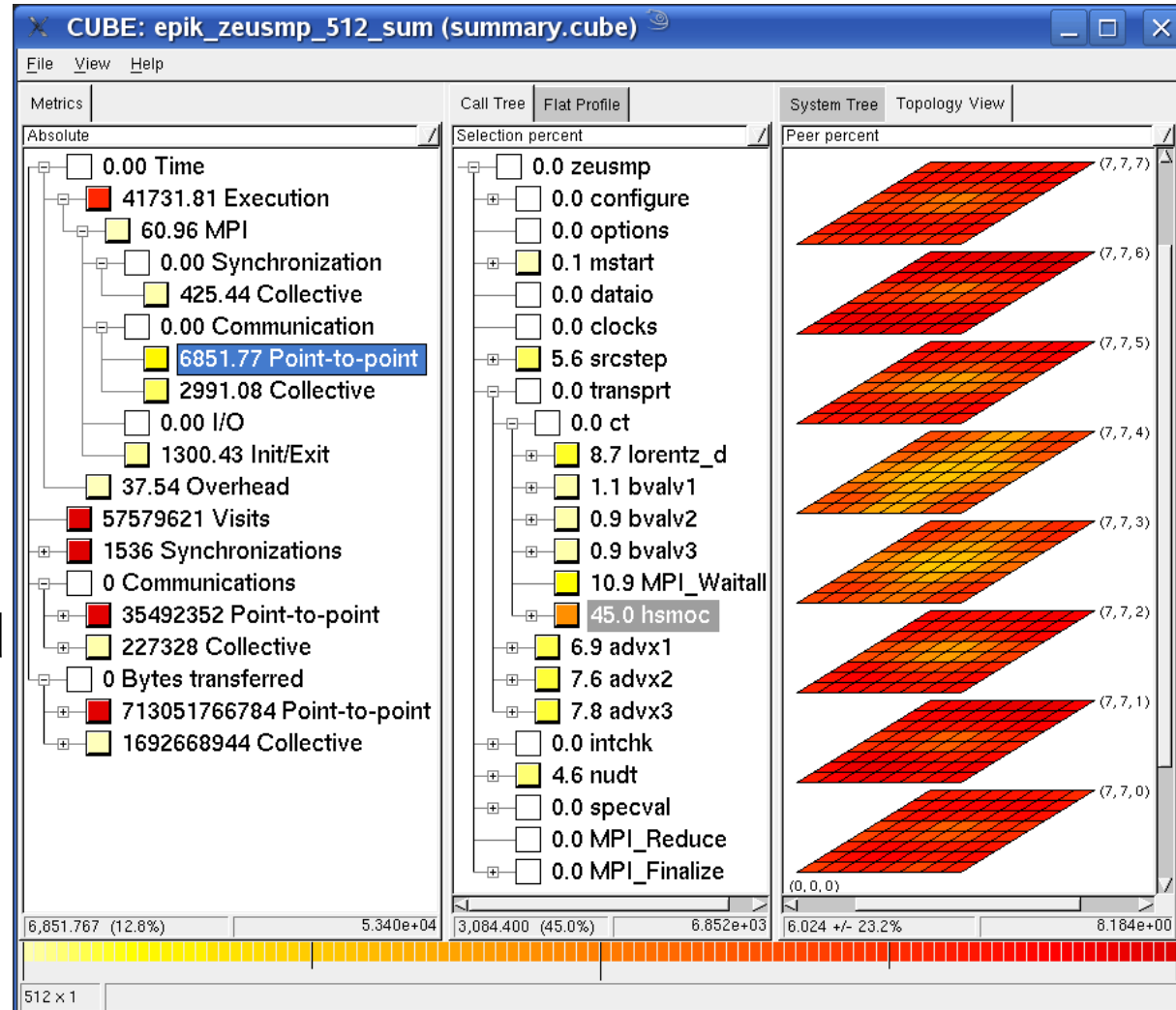
How is it distributed across the processes?



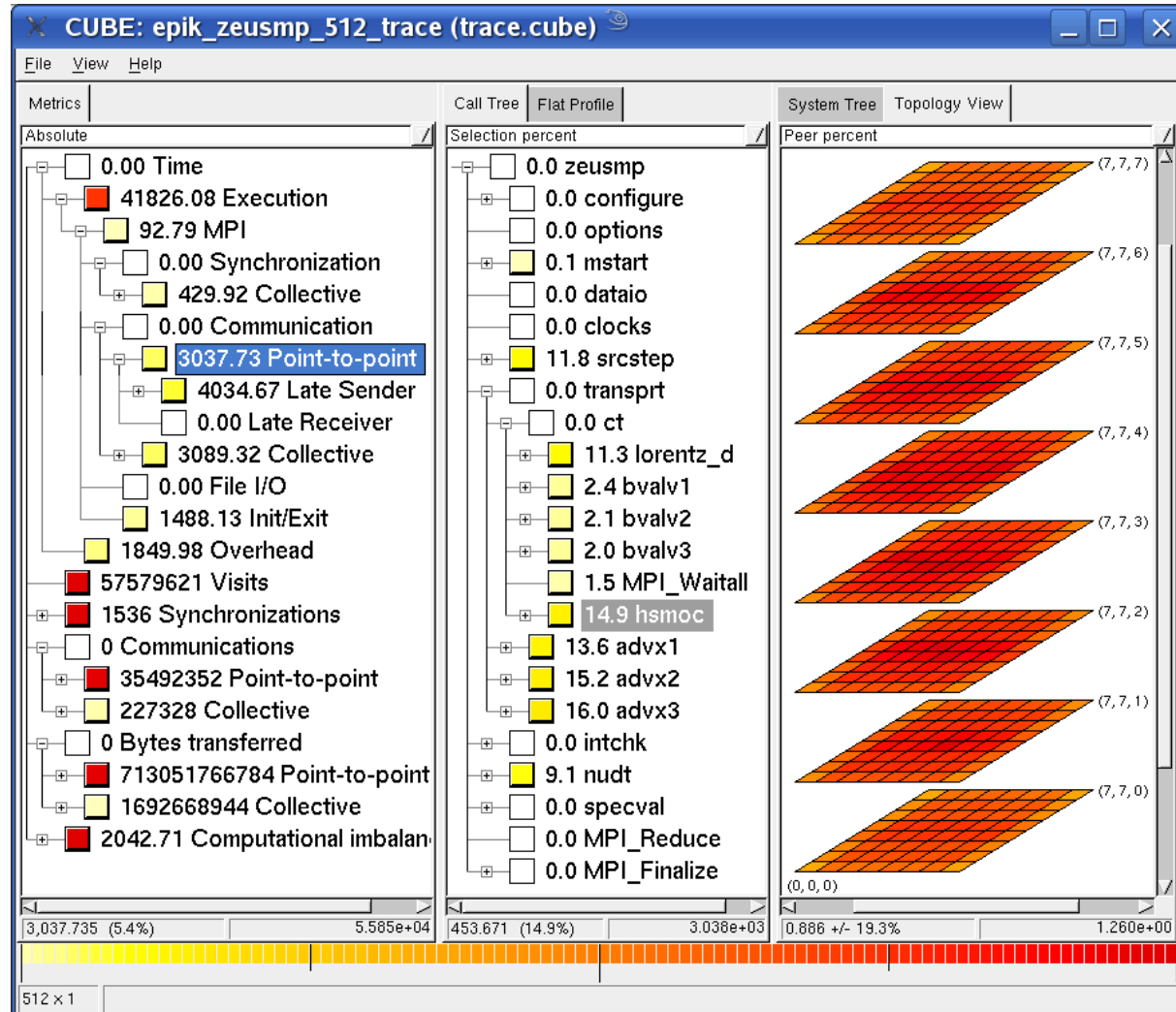
Additional metrics determined from trace

- Computational astrophysics
 - (magneto-)hydrodynamic simulations on 1-, 2- & 3-D grids
 - part of SPEC MPI2007 1.0 benchmark suite (132.zeusmp2)
 - developed by UCSD/LLNL
 - >44,000 lines Fortran90 (in 106 source modules)
 - provided configuration scales to 512 MPI processes
- Run with 512 processes on JUMP
 - IBM p690+ eServer cluster with HPS at JSC
- Scalasca summary and trace measurements
 - ~5% measurement dilation (full instrumentation, no filtering)
 - 2GB trace analysis in 19 seconds
 - application's 8x8x8 grid topology automatically captured from MPI Cartesian

- 12.8% of time spent in MPI point-to-point communication
- 45.0% of which is on program callpath transprt/ct/hsmoc
- With 23.2% std dev over 512 processes
- Lowest values in 3rd and 4th planes of the Cartesian grid



- MPI point-to-point communication time separated into transport and Late Sender fractions
- Late Sender situations dominate (57%)
- Distribution of transport time (43%) indicates congestion in interior of grid



- Automatic function instrumentation (and filtering)
 - CCE, GCC, IBM, Intel, PathScale & PGI compilers
 - optional PDTToolkit selective instrumentation (when available) and manual instrumentation macros/pragmas/directives
- MPI measurement & analyses
 - scalable runtime summarization & event tracing
 - only requires application executable re-linking
 - P2P, collective, RMA & File I/O operation analyses
- OpenMP measurement & analysis
 - requires (automatic) application source instrumentation
 - thread management, synchronization & idleness analyses
- Hybrid OpenMP/MPI measurement & analysis
 - combined requirements/capabilities
 - parallel trace analysis requires uniform thread teams

- Improved configure/installation
- Improved parallel & distributed source instrumentation
 - OpenMP/POMP source instrumentation with OPARI2
- Improved MPI communicator management
- Additional summary metrics
 - MPI-2 File bytes transferred (read/written)
 - OpenMP-3 ORDERED sequentialization time
- Improved OpenMP & OpenMP+MPI tracefile management via SIONlib parallel I/O library
- Trace analysis reports of severest pattern instances
 - linkage to external trace visualizers Vampir & Paraver
- New boxplot and topology presentations of distributions
- Improved documentation of analysis reports

- Instrumentation
 - Separate OpenMP instrumenter (OPARI2) distribution
 - Scalasca source instrumentation via TAU/PDToolkit
 - Adapter for VT manual instrumentation macros
 - TAU instrumentation with Scalasca measurement libraries
- Trace utilities
 - Trace conversion utilities for VT/OTF, Paraver, JumpShot
 - Vampir visualization of Scalasca traces (without conversion)
- Analysis report utilities
 - Separate report generation/manipulation library and GUI (CUBE) distribution
 - Alternative presentation with TAU Paraprof/PerfExplorer
- Part of Uniform Integrated Tool Environment (UNITE)

- Scalasca presentations (www.vi-hps.org/training/material)
 - Tutorial exercise NPB-MZ-MPI/BT
 - ▶ How to use Scalasca instrumenter, measurement collection & analysis nexus, and analysis report explorer
 - Performance properties
 - ▶ What metrics Scalasca can produce and what they mean?
 - Performance analysis & tuning case studies
 - ▶ Where Scalasca has been employed
- Scalasca documentation (www.scalasca.org/download)
 - Quick Reference
 - Scalasca User Guide & CUBE GUI User Guide
 - Open issues and limitations
 - Performance properties

(also installed in `$SCALASCA_DIR/doc`)